






































MicroCute Q2 Parts List

BALL BEARING

Item No	Description	Quantity	Picture
BS-025-001	BALL STEEL 2.4MM	30pcs	
BW-004-002	Dif-Washer STEEL 14X9X0.5	4pcs	
BS-025-003	BALL STEEL 1.4MM	26pcs	
BW-004-004	Dif-Washer AXIAL STEEL 2.6X5.4X0.8	4pcs	
BB-002-005	BALL-BEARING 5X8X2.5	2pcs	
BB-004-006	BALL-BEARING 4x7x2.5	4pcs	
BB-004-007	BALL-BEARING 8x12x3.5	4pcs	
BB-008-008	BALL-BEARING 6x10x3	8pcs	
BB-002-009	BALL-BEARING 3x6x2.5	2pcs	
BF-002-010	BALL-BEARING Flange 3x6x2.5	2pcs	

Metal Screw

Item No	Description	Quantity	Picture
PS-008-001	NUT M2	8pcs	
MS-002-002	SCREW 2.5x20 (10) CORNER 6	2pcs	
MS-008-003	SUSPENSION PIVOT PIN 2+3X13	8pcs	
MS-002-004	ADJ TURNBUCKLE L/R 2X25MM	2pcs	
MS-004-005	ADJ TURNBUCKLE L/R 2X16MM	4pcd	
MS-005-006	ADJ TURNBUCKLE L/R 2X10MM	5pcs	
MS-036-007	SCREW SFH M2.5X8	34pcs	
MS-006-008	SCREW SH M2.5X10	6pcs	
MS-004-009	F/R ARM PIVOT PIN 2.5X14	4pcs	
MS-001-010	ALU SOLID LAYSHAFT PIVOT PIN 3+4x18	1pcs	
MS-001-011	SCREW SFH M1.6X10	1pcs	
MS-004-012	HARDENED SHOCK SHAFT M1.6	4pcs	
MS-038-013	SCREW FH 2X8	38pcs	
MS-005-014	SCREW FH 2X12	5pcs	
MS-010-015	SCREW FH 2X10	10pcs	
MS-007-016	THREAD SCREW 3X3	7pcs	
MS-004-017	NUT M6 WHEEL	4pcs	
MS-002-018	SCREW AUTO Built-in WADHER 6M 2.5X4	2pcs	
MS-001-019	SCREW AUTO Built-in WADHER 5M 2.5X10	1pcs	
MS-002-020	SCREW AUTO SH M1.4X4	2pcs	
MS-002-021	ANTI-ROLL BAR FRONT & REAR 1 MM	2pcs	
MS-004-022	COMPOSITE SPRING SET	4pcs	
MS-002-023	MICRO SERVO SAVER SPRING	2pcs	
MS-002-024	COMPOSITE ADJUSTABLE SPRING SET	2pcs	
MS-004-025	PIVOT PIN + SCREW AUTO 2.5X4+2X3	4pcs	
MS-006-026	CH-CLIP 4	6pcs	
MS-004-027	SCREW SH M2X4	4pcs	

Drive Belt




Item No	Description	Quantity	Picture
DB-001-001	KEVLAR DRIVE BELT STS S3M 447 149T	1pcs	





Plastic Parts

Item No	Description	Quantity	Picture
PR-001-001	FOAM BUMPER - BLACK	1pcs	
PN-001-002	LOWER FRONT BUMPER STAND	1pcs	
PN-004-003	LOWER SUSPENSION HOLDERS	4pcs	
PN-004-004	QUICK SUSPENSION HOLDERS	4pcs	
PP-001-005	SPUR GEAR "H" 46T	1pcs	
PN-001-006	RECEIVE ANTENNA HOLDER	1pcs	
PN-001-007	COMPOSITE BATTERY HOLDER SET FOR 6 BAT.	1pcs	
PN-004-008-S	COMPOSITE SHOCK BODY SET-4X	4sets(8pcs)	
PP-001-009	COMPOSITE C-HUB FRONT BLOCK RIGHT -7DEG	1pcs	
PP-001-010	COMPOSITE C-HUB FRONT BLOCK LEFT -7DEG	1pcs	
PN-004-011	COMPOSITE BODY POSTS (4) + BODY CLIPS	4pcs	
PP-002-012	COMPOSITE STEERING BLOCK-SPEC R+L	2pcs	
PP-002-013	UPRIGHT 0DEG TOE-IN-SPEC R+L	2pcs	
PP-002-014	SET OF SUSPENSION ARMS, LOWER	4pcs	
PN-004-015-S	BALL JOINT 4 MM - OPEN - SHORT (4X-SET)	4sets(4pcs)	
PP-004-016	COMPOSITE DRIVE SHAFT HEX ADAPTER SET	4pcs	
PP-004-017	4.0MM BALL END	4pcs	
PP-026-018	PIVOT BALL 4.0MM DOUBLE BEVEL SHOULDER	26pcs	
PN-002-019	COMPOSITE BATTERY HOLDER -C	4pcs	
PN-004-020	COMPOSITE BATTERY HOLDER -SC	4pcs	
PN-002-021	SERVO MOUNT HOLDER	2pcs	
PN-008-022	SET OF LINKAGES + BALL JOINTS	8pcs	
PP-001-023-S	REAR LOWER SUSP ADJUST BULKHEAD	1sets(2pcs)	
PN-004-024	BALL JOINT 5 MM - OPEN - SHORT	4pcs	
PN-002-025	NICKEL COATED AND SUSPENSION HOLDER	2pcs	
PP-002-026	DIFF PULLEY WITH LABYRINTH DUST	2pcs	
PN-001-027-S	COMPOSITE HOLDER ADJUSTABLE FOR BELT	1sets(2pcs)	
PW-002-028	REAR FOAM TIRE MOUNTED (2) - SOFT	2pcs	
PW-002-029	FRONT FOAM TIRE MOUNTED (2) - HARD	2pcs	
PN-001-030	MICRO SERVO SAVER SET	1sets(5pcs)	
PN-001-031	UPPER HOLDER FOR BUMPER	1pcs	
PN-004-032	UPPER BULKHEAD	4pcs	
PP-004-033	SET OF COMPOSTITE HUBS FOR BULKHEADS	4pcs	
PN-001-034	COMPOSTITE SERVO ADJUSTABLE SET	1sets(2pcs)	
PN-012-035	PLASTIC WASHER POSITION ADJ	12pcs	

ALU Metal Parts

Item No	Description	Quantity	Picture
MA-004-001	ALU SUSP. ADJUST. BULKHEAD	4pcs	
MS-004-002	COMPOSITE DRIVE SHAFT SET	4pcs	

MA-002-003	COMPOSITE DIFF OUTPUT SHAFTS	2sets(4pcs)	
MA-001-004	MOTOR MOUNT BULKHEADT	2pcs	
MA-004-005	ALU COMPOSITE FRAME SHOCK PARTS	4pcs	

Fiber Parts			
Item No	Description	Quantity	Picture
FB-001-001	CHASSIS 2MM FIBER	1pcs	
FB-001-002	FOAM-SPEC UPPER DECK 2MM FIBER	1pcs	
FB-001-003	SHOCK TOWER REAR 2MM FIBER	1pcs	
FB-001-004	SHOCK TOWER FRONT 2MM FIBER	1pcs	

|

